







RAPIDREPORT

POTOMAC, MD
683 - 7,264 SF AVAILABLE

PARK POTOMAC
POTOMAC, MD

Park Potomac is located directly off I-270 providing incredible access for customers. There is a diverse regional and national tenant mix, including Harris Teeter, Walgreens, Starbucks, Orangetheory Fitness, and Life Time Athletic. This shopping and lifestyle destination is situated just south of Rockville Town Square and west of both Woodmont Country Club and one of the most highly trafficked sections of Rockville Pike.

DEMOGRAPHICS 2024

		1 MILE	3 MILES	5 MILES
	POPULATION	9,355	113,265	290,194
	DAYTIME POPULATION	13,294	166,325	350,840
	HOUSEHOLD INCOME	\$263,194	\$169,817	\$167,068
	TRAFFIC COUNTS	250,000 on I-270		

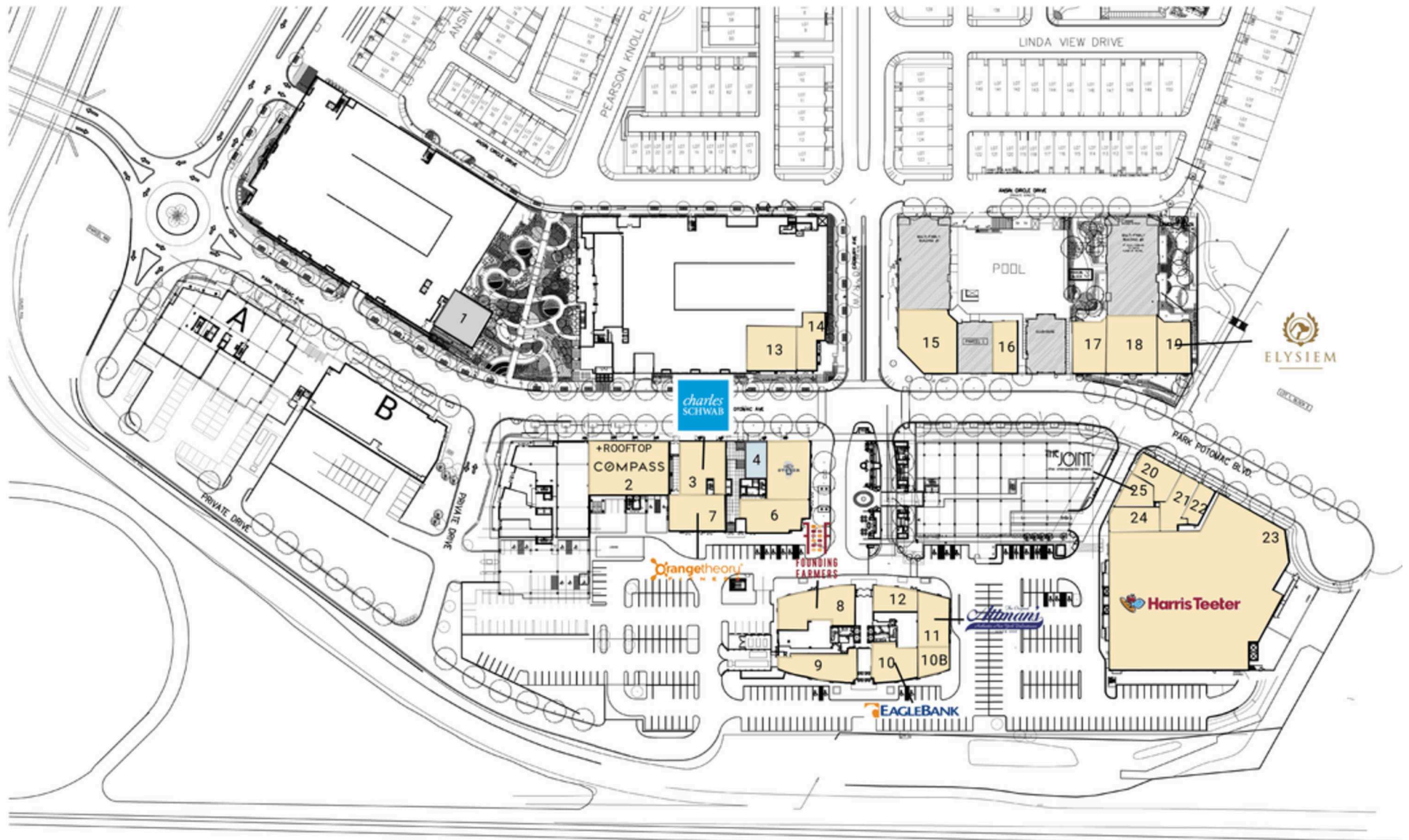
CO-TENANTS



SITE PLAN

PARK POTOMAC | POTOMAC, MD

683 - 7,264 SF AVAILABLE



PARK POTOMAC
POTOMAC, MD

RAPPAPORT

PARK POTOMAC | PARK POTOMAC AVE, POTOMAC, MD

Susan Bourgeois | sbourgeois@rappaportco.com | 571.382.1288

Michael Howard | mhoward@rappaportco.com | 571.382.1219

rappaportco.com