







RAPID RAPPORT

FALLS CHURCH, VA
3,096 - 12,569 SF AVAILABLE

SKYLINE PLACE
FALLS CHURCH, VA

Located in Bailey’s Crossroads near multiple highly frequented shopping centers, Skyline Plaza is highly visible from Route 7. This space is located on the bottom floor of the Skyline Plaza Condominium complex and next to the Skyline Tower Apartments with over 900 units, creating an abundant customer base right outside the door. There is a large mix of regional and national tenants close by, including Trader Joe’s, REI, World Market, Chipotle, District Taco, Starbucks, and Panera.

DEMOGRAPHICS 2024

	1 MILE	3 MILES	5 MILES
 POPULATION	42,450	278,997	582,664
 DAYTIME POPULATION	33,917	246,421	613,269
 HOUSEHOLD INCOME	\$95,011	\$129,696	\$148,041
 TRAFFIC COUNTS	35,000 on Leesburg Pike (Route 7)		

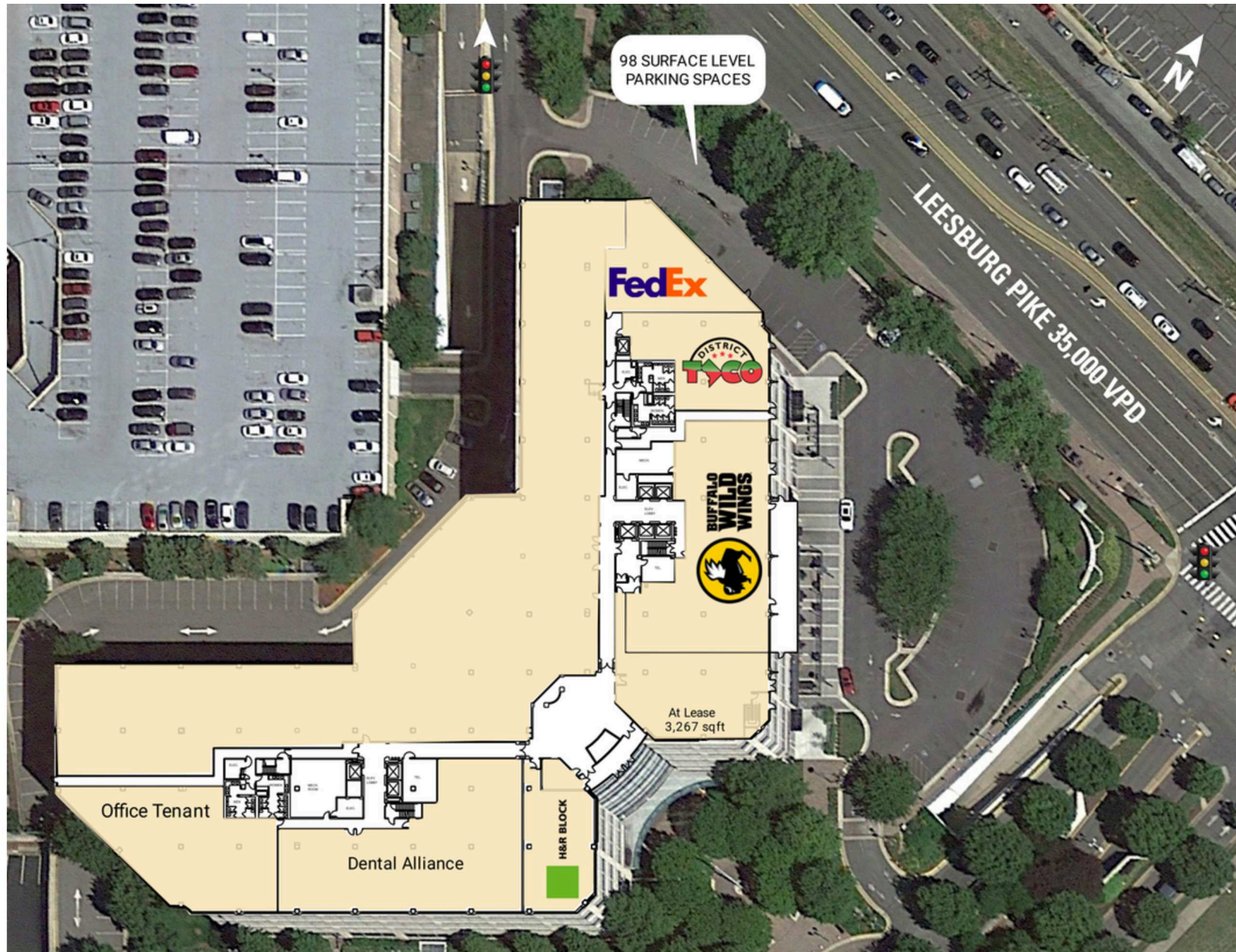
AREA RETAILERS



SITE PLAN

SKYLINE PLACE | FALLS CHURCH, VA

3,096 - 12,569 SF AVAILABLE



SKYLINE PLACE
FALLS CHURCH, VA

RAPPAPORT

SKYLINE PLACE | 5275 LEESBURG PIKE, FALLS CHURCH, VA

Melissa Webb | mwebb@rappaportco.com | 571.382.1227

Bill Dickinson | bdickinson@rappaportco.com | 703.310.6983

rappaportco.com