

# 150 I STREET SE

WASHINGTON, DC

941 - 3,096 SF AVAILABLE

RAPPAPORT








**150 I STREET SE**  
**WASHINGTON, DC**

Located in Capitol Riverfront near a trophy superblock of residential and retail, these prime corner retail spaces are attached to a 1,138 unit multi-family complex with plus amenities. Adjacent to Whole Foods and the always active Canal Park leads to a bustling daytime population of 12,948. Excellent space for restaurants, cafes and neighborhood uses.

**DEMOGRAPHICS 2024**

	.25 MILE	.5 MILE	.75 MILE
 <b>POPULATION</b>	4,119	11,336	22,444
 <b>DAYTIME POPULATION</b>	3,043	12,948	42,267
 <b>HOUSEHOLD INCOME</b>	\$133,949	\$129,679	\$122,299

**AREA RETAILERS**

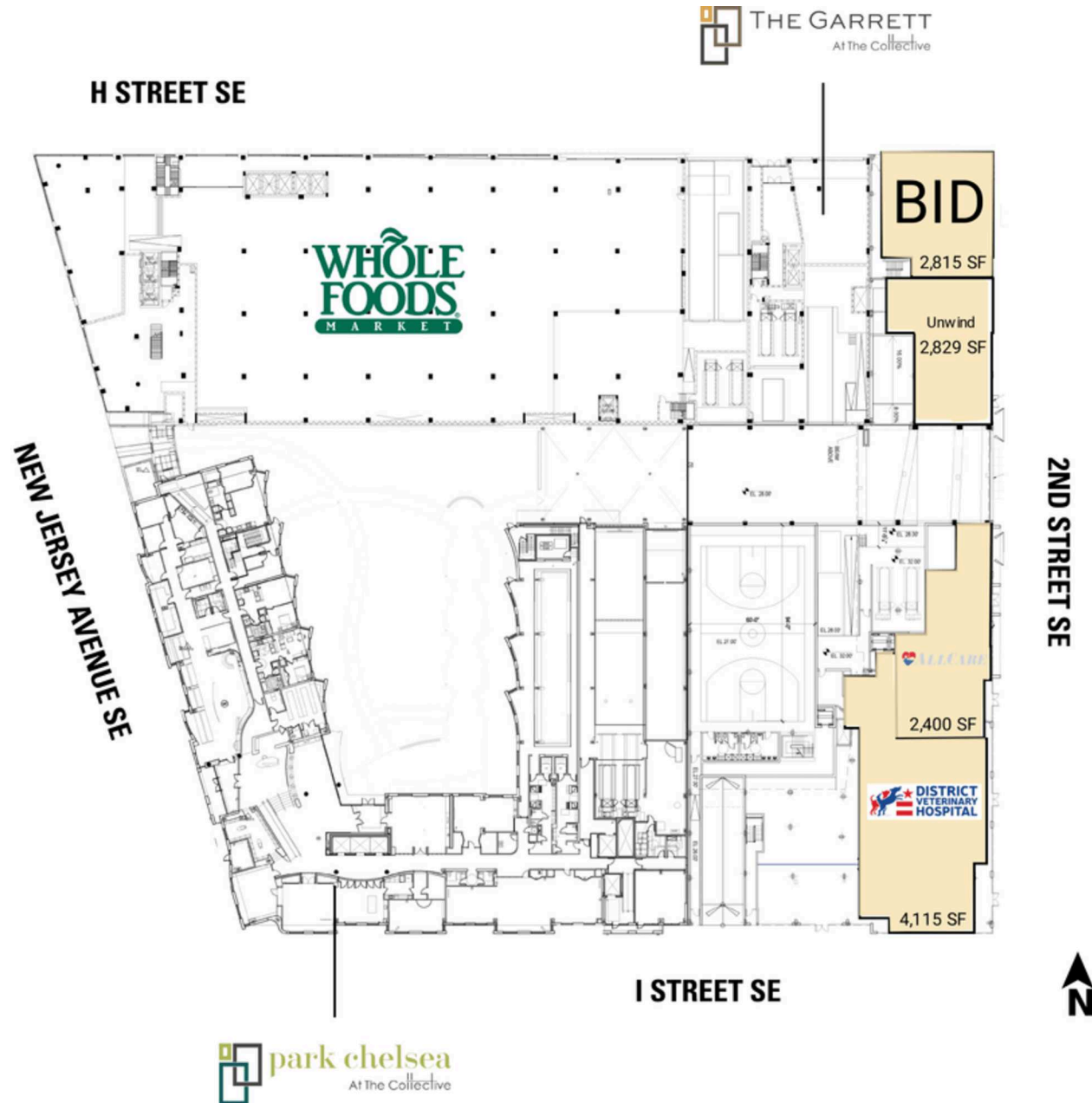




# SITE PLAN

150 I STREET SE | WASHINGTON, DC

941 - 3,096 SF AVAILABLE





**150 I STREET SE**  
WASHINGTON, DC



# RAPPAPORT

**150 I STREET SE | 150 I ST SE, WASHINGTON, DC**

**Bill Dickinson | [bdickinson@rappaportco.com](mailto:bdickinson@rappaportco.com) | 703.310.6983**

**Kyle Gamber | [kgamber@rappaportco.com](mailto:kgamber@rappaportco.com) | 571.382.1216**

**[rappaportco.com](http://rappaportco.com)**