



**1090 VERMONT AVENUE NW |**  
**Washington, DC**





# Washington, DC


Streetfrontage opportunity, three blocks from The White House, facing Vermont Avenue with 10,600 vehicles passing daily. The opportunity is vented for food use. This is an ideal daytime location with over 45,000 employees working within .25 mile of the site. The space is surrounded by a plethora of high volume hotels including the Loews Madison, Capital Hilton, The St. Regis, Crowne Plaza and The Westin.



## 2024 Demographics

	0.25 mi.	0.5 mi.	1 mi.
Population	3,493	16,758	71,718
Daytime Population	60,673	174,784	405,285
Household Income	\$113,960	\$131,064	\$71,718
Traffic Counts	11,900 on Vermont Ave		

## Area Retailers





# Washington, DC


Streetfrontage opportunity, three blocks from The White House, facing Vermont Avenue with 10,600 vehicles passing daily. The opportunity is vented for food use. This is an ideal daytime location with over 45,000 employees working within .25 mile of the site. The space is surrounded by a plethora of high volume hotels including the Loews Madison, Capital Hilton, The St. Regis, Crowne Plaza and The Westin.



## 2024 Demographics

	0.25 mi.	0.5 mi.	1 mi.
Population	3,493	16,758	71,718
Daytime Population	60,673	174,784	405,285
Household Income	\$113,960	\$131,064	\$71,718
Traffic Counts	11,900 on Vermont Ave		

## Area Retailers









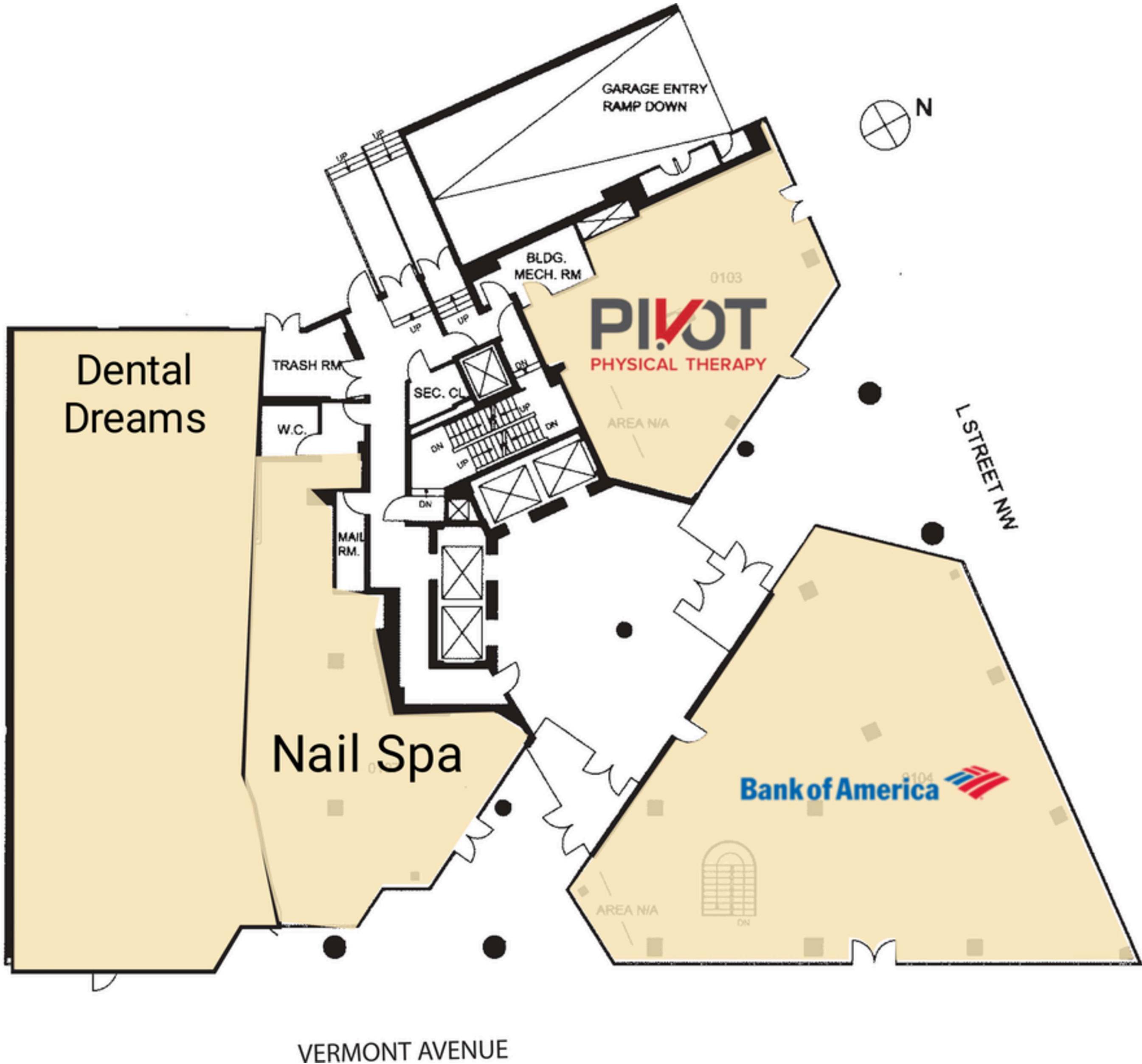
The Area





# Site Plan

● Space Available





# The Property





**Discover your next retail opportunity at**  
**rappaportco.com**



**WASHINGTON, D.C. | MARYLAND | VIRGINIA**

**1090 VERMONT AVENUE NW | 1090 VERMONT AVENUE, WASHINGTON, DC**

**Michael Howard | mhoward@rappaportco.com | 571.382.1219**